

MITIGATE VENTILATOR ACQUIRED PNEUMONIA (VAP) WITH SAFER VENTILATOR TUBING

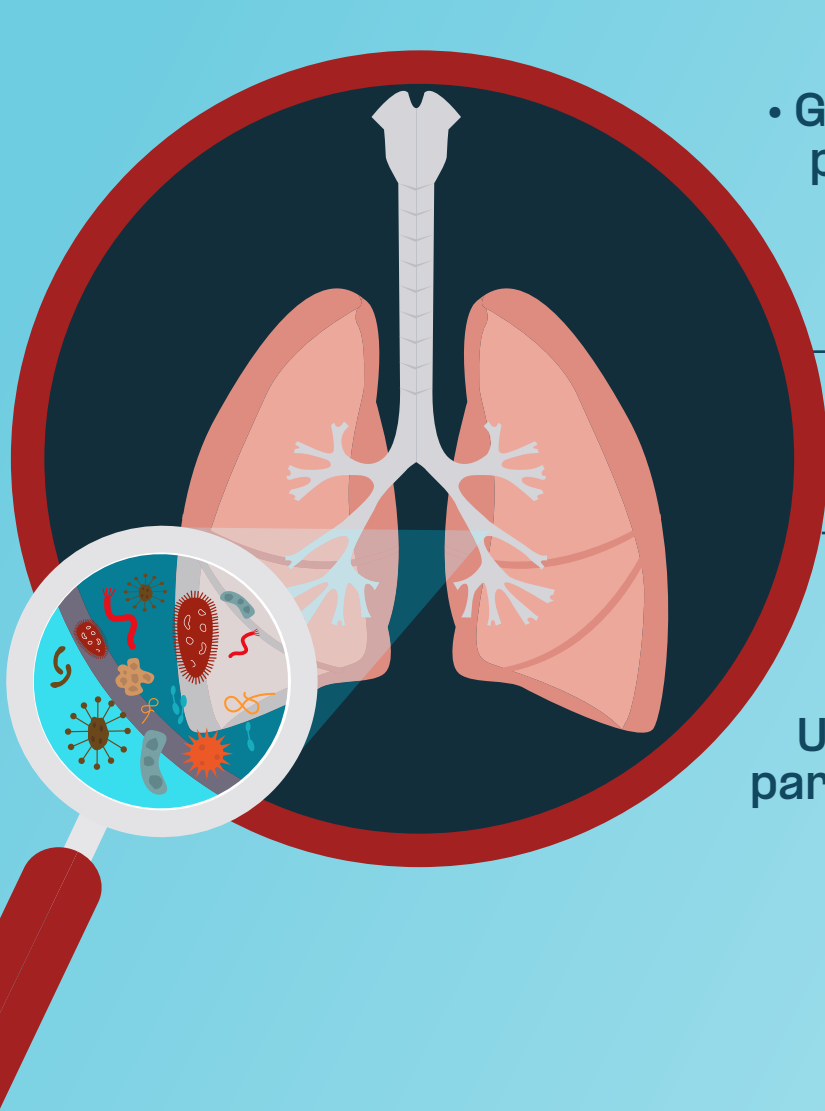
KEY CONSIDERATIONS FOR MATERIALS SELECTION

Ventilator tubing is a bacterial breeding ground, increasing the risk of VAP

- Accumulating bacterial load in microdroplets is a root cause of VAP.
- The microdroplets travel to the lungs via endotracheal tube.



MANY PATIENTS ON VENTILATORS IN ICUs SUFFER FROM VAP

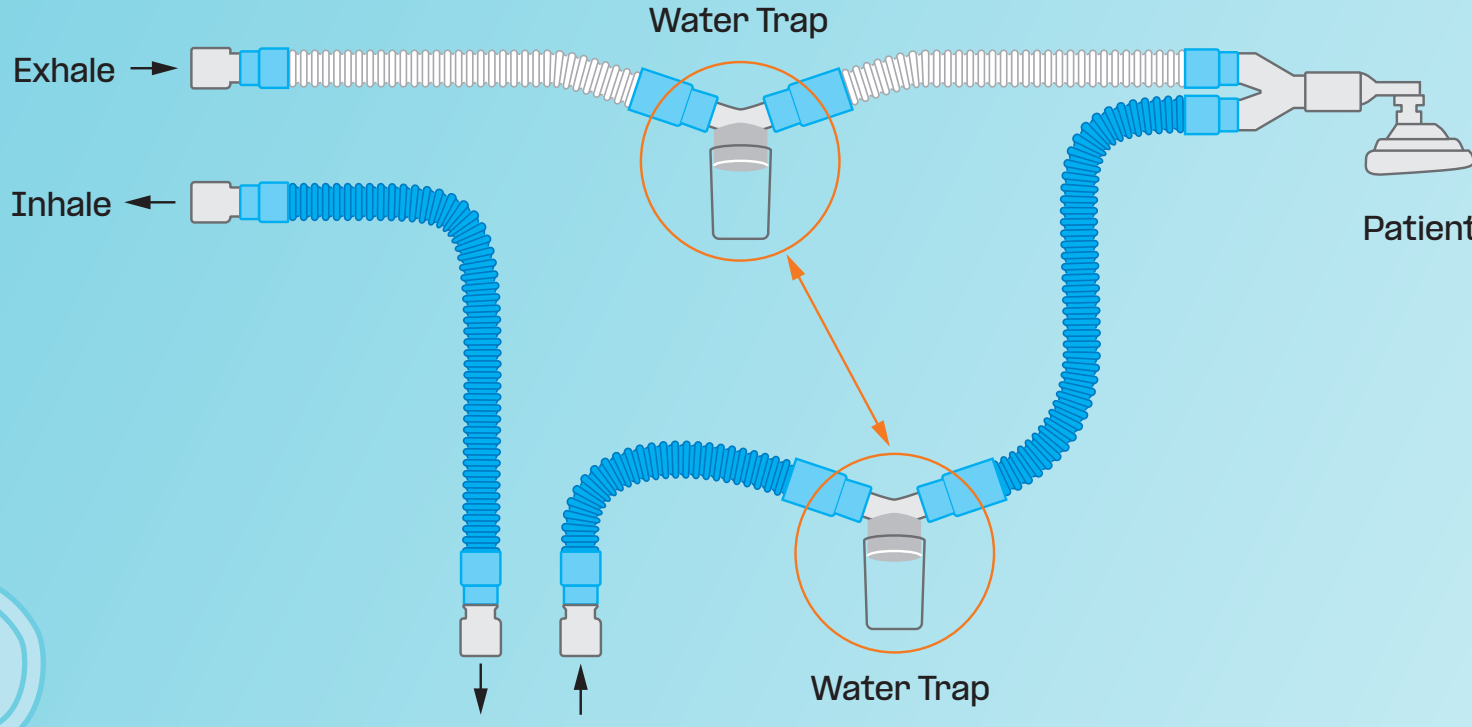


- Globally 20 million people per year will be admitted to ICUs and placed on mechanical ventilation.

- 2 million people (10%) will develop VAP

- The mortality rate of VAP is thought to be between 9% –13% in the U.S. and higher in other parts of the world.

CURRENT BREATHING CIRCUITS ARE MADE OF *NON-BREATHABLE* MATERIALS

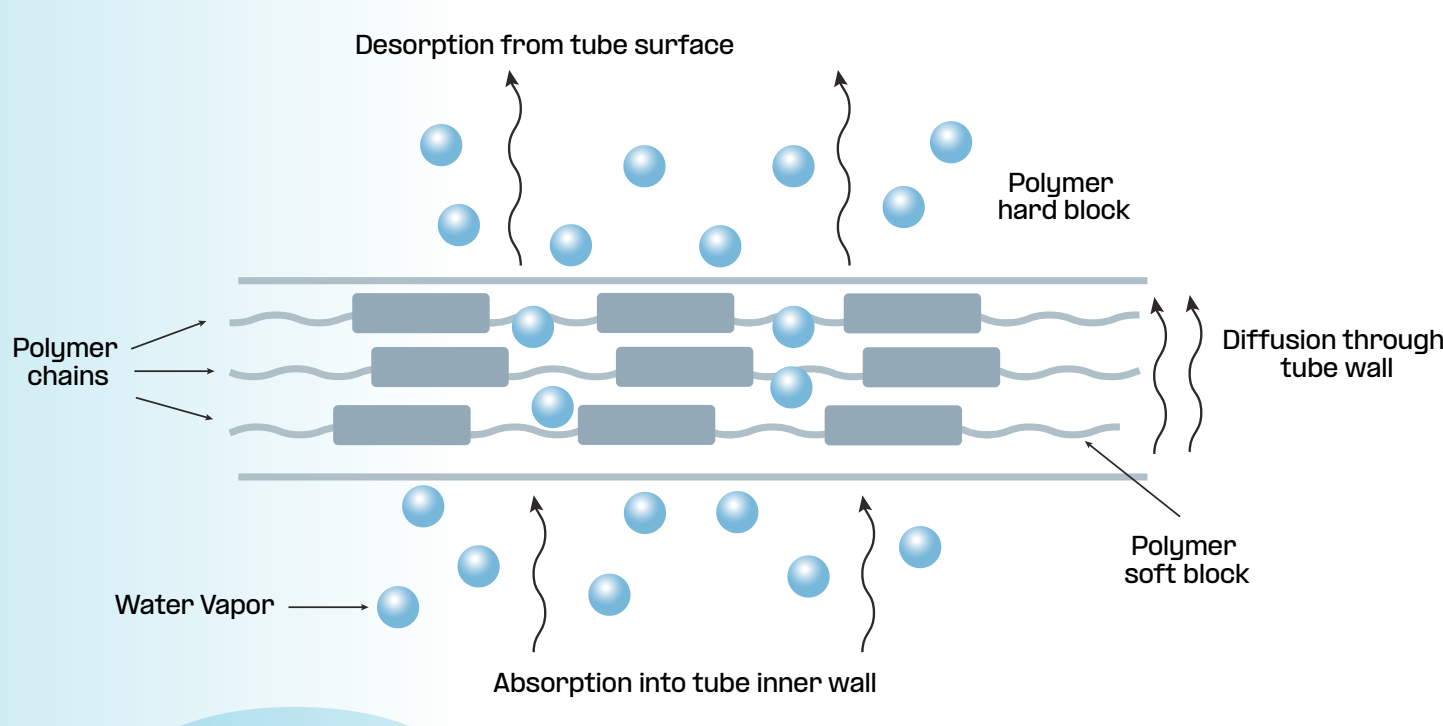


Every time tubing is opened to drain the moisture condensate trap there is a risk of the patient acquiring VAP.

IMAGINE A MATERIAL THAT ENABLES PERMEATION OF MOISTURE DIRECTLY OUT THROUGH TUBING WALLS

Very high Moisture Vapor Transmission Rate (MVTR) materials can eliminate the moisture trap.

A simplified design mitigates VAP, improving patient outcomes.



ARNITEL® OFFERS A SUPERIOR MATERIALS SOLUTION WITH ULTRA HIGH MVTRs

We can help you...



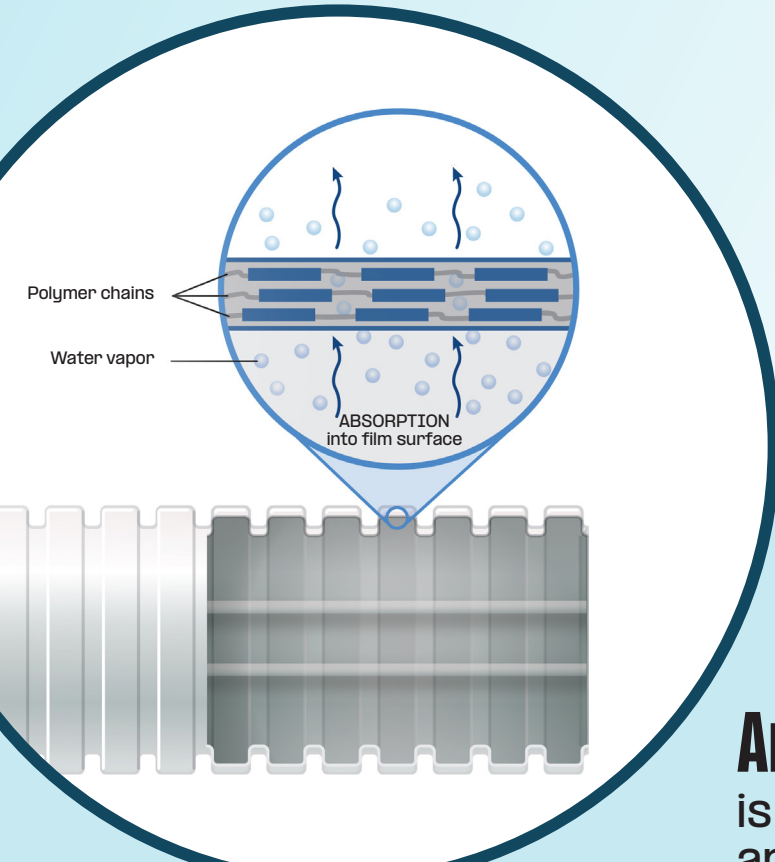
Save lives



Simplify Designs



Save on system costs



Arnitel

is designed for breathable applications with high moisture absorption and meets requirements for properties and processability.

- **VT3104**
Excellent balance of all properties – film and tube extrusion
- **VT3108**
High MVTR, high moisture absorption – film and tube extrusion
- **VT3118**
High MVTR, blown film version of VT3108
- **VT3112**
Very high MVTR and moisture absorption. Optimized for cast film and tube extrusion

*Steven M. Koenig and Jonathon D. Truitt "Ventilator-Associated Pneumonia: Diagnosis, Treatment, and Prevention". Clin Microbiol Reviews. 2006 Oct; 19(4): 637-657

Learn more about respiratory tubing material solutions at www.ernalior.com

Envalior
Imagine the Future